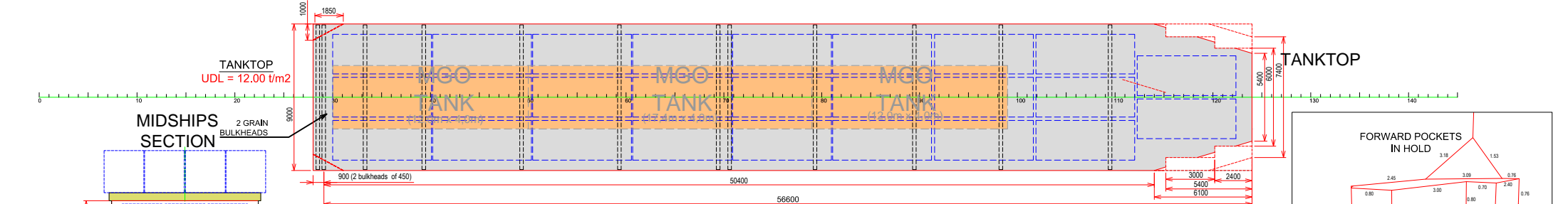
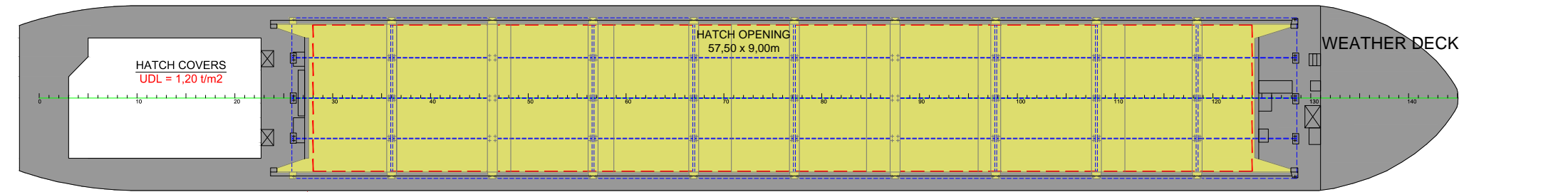
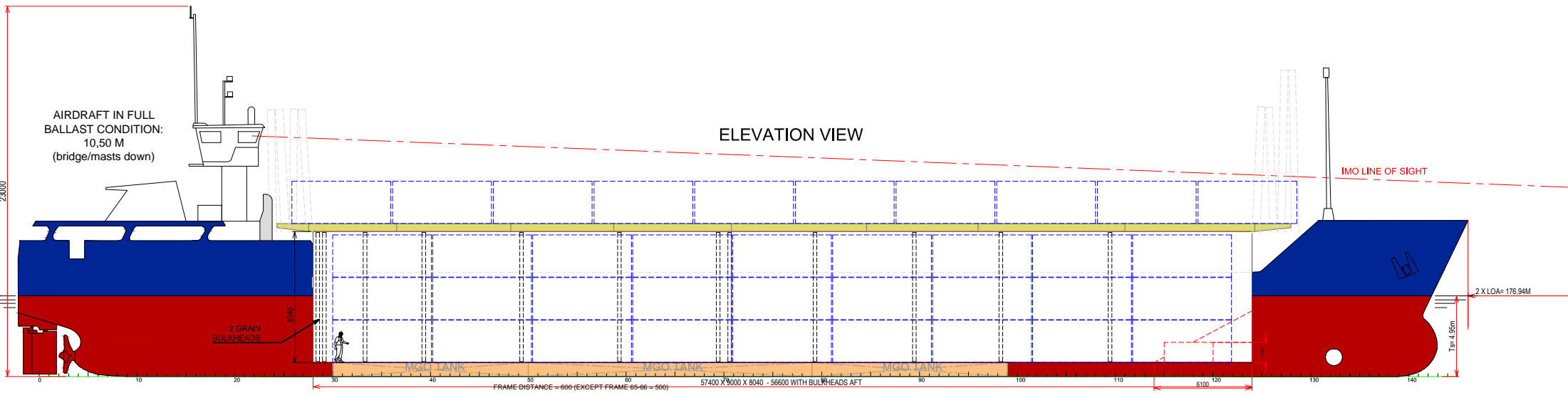


# STOWAGE PLAN MV MARLEY



**NOTE:**  
DISTANCE FROM WATERLINE TO TOP OF HATCHCOAMING IN FULL BALLAST CONDITION:  
**5,85 M**

## PRINCIPAL PARTICULARS

LENGTH O.A.	88.48 m	MAIN ENGINE	1 X DEUTZ MWM SBV 6M 628 - 1.125 kW
LENGTH B.P.	84.68 m	BOWTHRUSTER	175 kW
BREADTH MLD.	11.35 m	ELECTRICAL VENTILATION	6 AIRCHANGES/HR
DEPTH MLD.	6.42 m	IMO FITTED	YES - VARIOUS CLASSES
SUMMER DRAFT	4.95 m	SERVICE SPEED	9.5 kn
WINTER DRAFT	4.84 m	MAX UNIFORM LOAD:	
DEADWEIGHT AT SUMMER DRAFT	3.001 t	TANKTOP:	12 t/m <sup>2</sup>
DWCC SUMMER/WINTER	2.875 t/2.750 t	HATCH COVERS:	1.2 t/m <sup>2</sup>
HOLD CAPACITY GRAIN/BALE	4.090/4.090 m <sup>3</sup>		
CONTAINER CAPACITY: ON DECK (6 REEFER PLUGS)	40 TEU		
	IN HOLD		
	78 TEU		
	TOTAL		
	118 TEU		



www.boeckmans.be

All details given in good faith and believed to be correct, but without guarantee