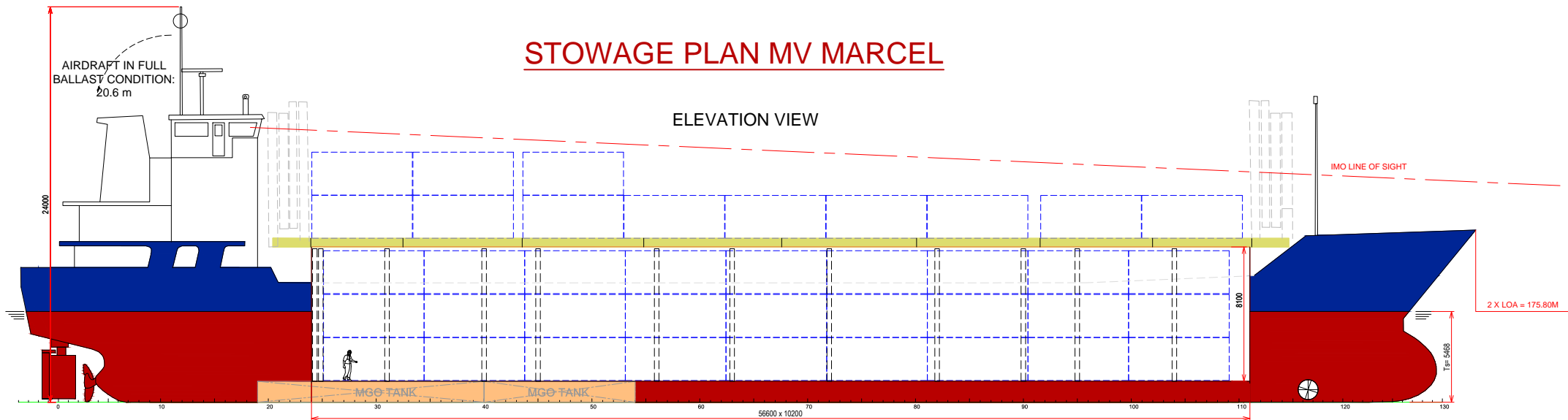
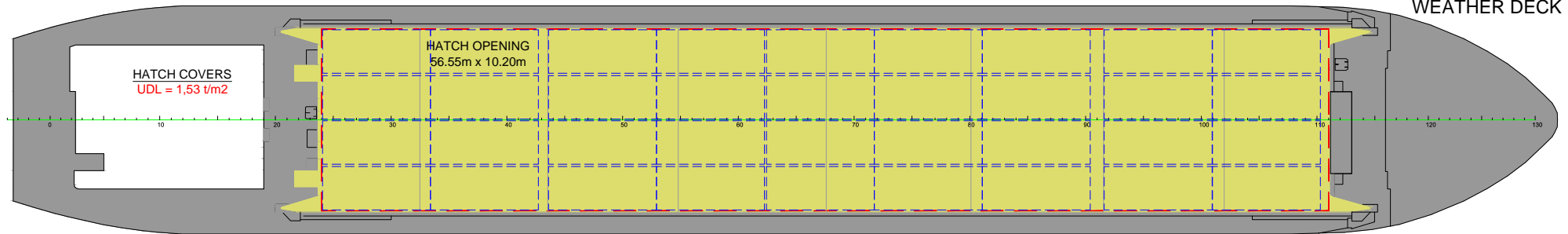


STOWAGE PLAN MV MARCEL

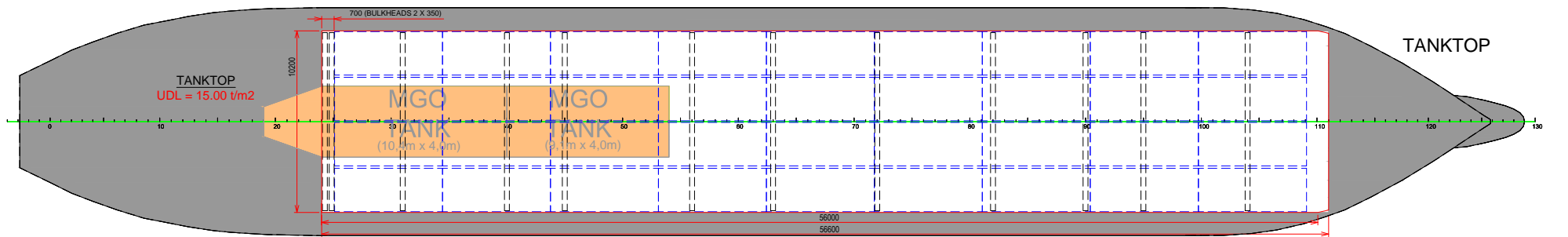
ELEVATION VIEW



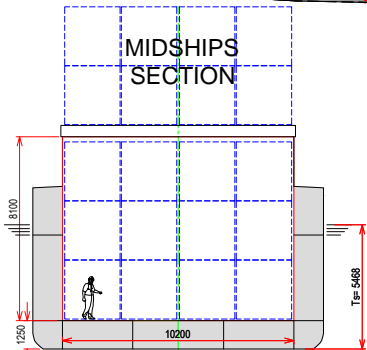
WEATHER DECK



TANKTOP



MIDSHIPS SECTION



NOTE:

DISTANCE FROM WATERLINE TO TOP OF HATCHCOAMING IN FULL BALLAST CONDITION:

5,90 M

PRINCIPAL PARTICULARS

LENGTH O.A.	87.90 m	MAIN ENGINE	Deutz MWM SBV 8M628 - 1.500 kW (MGO)
LENGTH B.P.	81.84 m	BOWTHRUSTER	174 kW
BREADTH MLD.	12.80 m	ELECTRICAL VENTILATION	6 AIRCHANGES/HR
DEPTH MLD.	7.10 m	IMO FITTED	YES - VARIOUS CLASSES
SUMMER DRAFT	5.47 m	SERVICE SPEED	10 kn.
WINTER DRAFT	5.35 m	MAX UNIFORM LOAD:	
DWT AT SUMMER/WINTER DRAFT	3.710 / 3.590 t	TANKTOP:	15 t/m ²
DWCC SUMMER/WINTER @ 50% BUNKERS	3.580 / 3.460 t	HATCH COVERS:	1.53 t/m ²
HOLD CAPACITY GRAIN/BALE	4.631/4.600 m ³		
CONTAINER CAPACITY: ON DECK	72 TEU		
IN HOLD	108 TEU		
TOTAL	180 TEU		



www.boeckmans.be

All details given in good faith and believed to be correct, but without guarantee